mpe GARRY

EMC PRODUCTS

GASKETS

851 Series



STANDARD GASKETS

Our series 851 is the most econimoc way for EMI shielding with low closure force. This series is featuring a high shielding performance and is available in a wide range of standard sizes.

Core material Neoprene (Standardmaterial) or EPDM for high teperature applications

Surface material Conductive polyester fabric, copper plated with a flash Nickel finish

Surface resistance < 0,08 ohm/sq.

SHIELDING PERFORMANCE [1)]

Frequency	Attenuation
1 MHz	115 dB
10 MHz	108 dB
100 MHz	102 dB
400 MHz	92 dB
1 GHz	90 dB
10 GHz	87 dB

MECHNICAL PROPERTIES

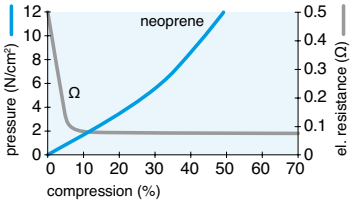

AVAILABLE SIZES

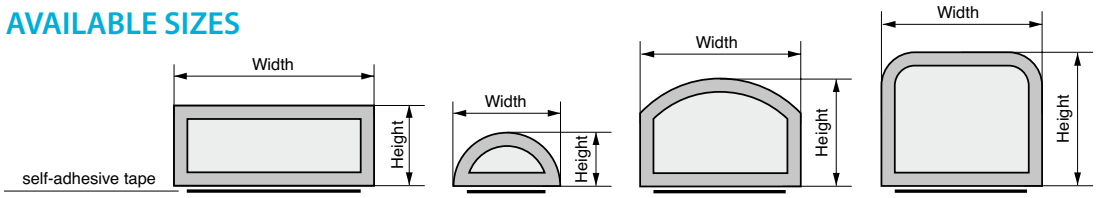

Height from 3 to 25 mm
Width from 4 to 25 mm

available in 2 x 4/
3 x 6 and 4 x 8 mm

available in 8 x 12
and 16 x 20 mm

available in 10 x 12 mm

852 Series



SUPER SOFT GASKETS

Our series 852 is combining extremely low compression force with excellent shielding performance. The core material is a high grade polyurethane foam which can be compressed up to 80 %. This makes this gasket an ideal solution for big cabinets where low closing forces are important. The conductive cover is made from a highly conductive fabric. Other core or cover materials, as well as special shapes, are available on request. The self adhesive tape can be supplied as a conductive version for small sizes optional.

Core material Extra soft polyurethane foam. Special version according UL94 V-0 is available as an option

Surface material Conductive polyester fabric, copper plated with a flash Nickel finish

Surface resistance < 0,08 ohm/sq.

Operating temperature -40°C – +70°C

SHIELDING PERFORMANCE [1)]

Frequency	Attenuation
1 MHz	115 dB
10 MHz	108 dB
100 MHz	102 dB
400 MHz	92 dB
1 GHz	90 dB
10 GHz	87 dB

MECHNICAL PROPERTIES

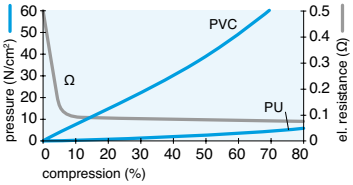

AVAILABLE SIZES

		Width (mm)															
		2	3	4	5	6	7	8	9	10	12	15	18	20	25	32	50
Height (mm)	1	✔	✔	✔	✔	✔	✔	✔	✔	✔	✔	✔	✔	✔	✔	✔	✔
	2	✔	✔	✔	✔	✔	✔	✔	✔	✔	✔	✔	✔	✔	✔	✔	✔
	3		✔	✔	✔	✔	✔	✔	✔	✔	✔	✔	✔	✔	✔	✔	✔
	4			✔	✔	✔	✔	✔	✔	✔	✔	✔	✔	✔	✔	✔	✔
	5				✔	✔	✔	✔	✔	✔	✔	✔	✔	✔	✔	✔	✔
	6					✔	✔	✔	✔	✔	✔	✔	✔	✔	✔	✔	✔
	8							✔	✔	✔	✔	✔	✔	✔	✔	✔	✔
	9								✔	✔	✔	✔	✔	✔	✔	✔	✔
	10									✔	✔	✔	✔	✔	✔	✔	✔
	12										✔	✔	✔	✔	✔	✔	✔

[1)] These values are an indication only. Real values are depending on the mechanical construction and housing materials. Those values need to be measured.
All parts can be supplied as self adhesive gasket.

GASKETS

853 Series



ALUFIRM GASKETS

Our series 853 has an excellent price-performance ratio and is available in a wide range of standard dimensions. The Alufirm shielding layer is a special Alluminium alloy which is extremly tear-resistant and combines excellent shielding performance with high resistance against mechanical and environmental influences. Alufirm shielding material is especialy recomended for use with Aluminium and Nickel plated steel.

Core material Neoprene (Standardmaterial) or EPDM for high teperature applications

Surface material Alufirm foil

Surface resistance < 0,08 ohm/sq.

SHIELDING PERFORMANCE [1)]

Frequency	Attenuation
1 MHz	115 dB
10 MHz	108 dB
100 MHz	102 dB
400 MHz	92 dB
1 GHz	90 dB
10 GHz	87 dB

MECHNICAL PROPERTIES

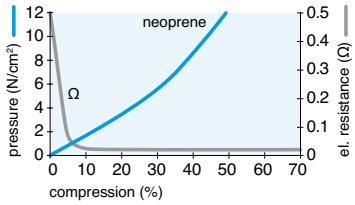

AVAILABLE SIZES

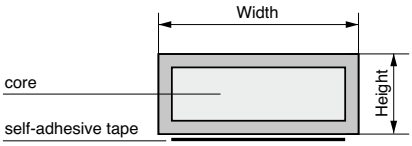

Height (mm)	Width (mm) 2	3	4	5	6	7	8	10	12	15	18	20	25	32	50
1	✔	✔	✔	✔	✔	✔	✔	✔	✔	✔	✔	✔	✔	✔	✔
2	✔	✔	✔	✔	✔	✔	✔	✔	✔	✔	✔	✔	✔	✔	✔
3		✔	✔	✔	✔	✔	✔	✔	✔	✔	✔	✔	✔	✔	✔
4			✔	✔	✔	✔	✔	✔	✔	✔	✔	✔	✔	✔	✔
5				✔	✔	✔	✔	✔	✔	✔	✔	✔	✔	✔	✔
6					✔	✔	✔	✔	✔	✔	✔	✔	✔	✔	✔
8						✔	✔	✔	✔	✔	✔	✔	✔	✔	✔
10								✔	✔	✔	✔	✔	✔	✔	✔
12									✔	✔	✔	✔	✔	✔	✔

854 Series



FOR BIG DOORS AND CABINETS

Our gaskets series 854 are featuring a very large compression range combined with a low compression force. This makes them an ideal solution for big cabinets.These gaskets are availabe with conductive fabric or with our Alufirm layer as an option. All this gaskets came with a self adhesive tape for easy mounting. Optional we supply all these parts with a resilent rubber for higher compression forces. These gaskets are an excellent alternaitve shielding solution to BeCu spring finger products.

Surface material Conductive textile as standard or Alufirm foil for use with aluminium and nickel plated steel.

Surface resistance < 0,08 ohm/sq.

SHIELDING PERFORMANCE [1)]

Frequency	Attenuation
1 MHz	115 dB
10 MHz	108 dB
100 MHz	102 dB
400 MHz	92 dB
1 GHz	90 dB
10 GHz	87 dB

MECHNICAL PROPERTIES

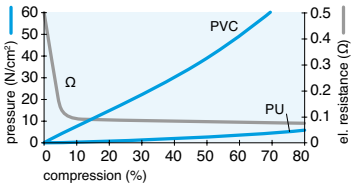

AVAILABLE SIZES

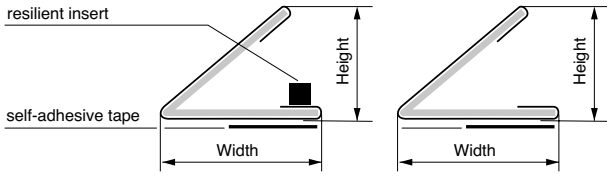

[1)] These values are an indication only. Real values are depending on the mechanical construction and housing materials. Those values need to be measured.
All parts can be supplied as self adhesive gasket.

GASKETS

855 Series

EDGE-LOCK GASKETS

Our series 855 is an easy to mount, self locking sealing solution consisting of highly conductive fabrics combined with an elastomer weather seal. The hollow elastomer construction enables this gasket also for use with big enclosure doors. These gaskets are assembled without any tools, just by pressing the gasket onto the metal flange of an enclosure.

Core material EPDM (optional in UL94V-0 material)

Surface material Conductive polyester fabric, copper plated with a flash Nickel finish

Surface resistance < 0,08 ohm/sq.

Operating temperature -40°C – +110°C

SHIELDING PERFORMANCE [1)]

Frequency	Attenuation
1 MHz	115 dB
10 MHz	108 dB
100 MHz	102 dB
400 MHz	92 dB
1 GHz	90 dB
10 GHz	87 dB

AVAILABLE SIZES

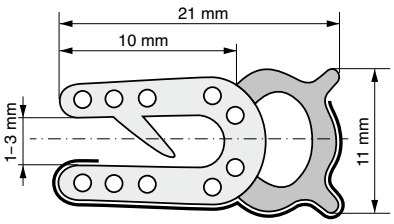

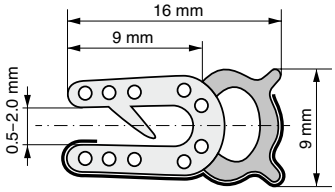

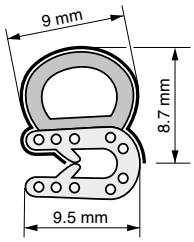

856 Series



COMBINATION GASKETS

Our Series 852 is a very cost effective solution for a combined EMI-/ Environmental gasket. The core is made of high quality Neoprene material and the conductive surface can be either Alufirm material or conductive fabric. Out of this gasket we are offering readymade frames in rectangular or round shapes in any customer specific configuration. For special applications where a high degree of protection is required, we can offer these gaskets with other core materials as well.

Core material Neoprene

Surface material Alufirm foil

Surface resistance < 0,08 ohm/sq.

Operating temperature -40°C – +70°C
Higher temperatures are available upon request.

SHIELDING PERFORMANCE [1)]

Frequency	Attenuation
1 MHz	115 dB
10 MHz	108 dB
100 MHz	102 dB
400 MHz	92 dB
1 GHz	90 dB
10 GHz	87 dB

AVAILABLE SIZES

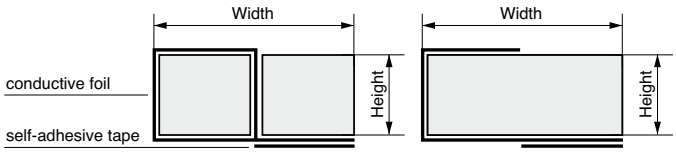

		Width (mm)									
		4	6	8	9	10	12	15	18	20	25
Height (mm)	1	✔	✔	✔	✔	✔	✔	✔	✔	✔	✔
	2	✔	✔	✔	✔	✔	✔	✔	✔	✔	✔
	3	✔	✔	✔	✔	✔	✔	✔	✔	✔	✔
	4	✔	✔	✔	✔	✔	✔	✔	✔	✔	✔
	5	✔	✔	✔	✔	✔	✔	✔	✔	✔	✔
	6	✔	✔	✔	✔	✔	✔	✔	✔	✔	✔
	8	✔	✔	✔	✔	✔	✔	✔	✔	✔	✔
	10		✔	✔	✔	✔	✔	✔	✔	✔	✔
	12		✔	✔	✔	✔	✔	✔	✔	✔	✔
	15			✔	✔	✔	✔	✔	✔	✔	✔
	18				✔	✔	✔	✔	✔	✔	✔
	20					✔	✔	✔	✔	✔	✔
	25						✔	✔	✔	✔	✔

[1)] These values are an indication only. Real values are depending on the mechanical construction and housing materials. Those values need to be measured.
All parts can be supplied as self adhesive gasket.

GASKETS

860 Series



CONNECTOR GASKETS

Our connector gaskets are offering a very cost effective EMI sealing or grounding solution for electronic systems. The combination of our Alufirm foil with a robust Neoprene foam core ensures a high shielding performance and a high reliability against environmental influences. These parts are available for all D-Sub connectors and for the most common circulars.

Core material Neoprene

Surface material Alufirm foil

Surface resistance < 0,08 ohm/sq.

Operating temperature -40°C – +70°C
Higher temperatures are available upon request.

SHIELDING PERFORMANCE [1)]

Frequency	Attenuation
1 MHz	115 dB
10 MHz	108 dB
100 MHz	102 dB
400 MHz	92 dB
1 GHz	90 dB
10 GHz	87 dB

857 Series



EMI SHIELDING COVERS

These EMI shielding covers have been developed to shield only a part of electronic equipment from electromagnetic radiation or eliminate them as a source. We offer them in a wide range of sizes and variations. Our very flexible manufacturing proceses together with our most modern CNC production allows us to supply any size within a very short delivery time. Besides a wide range of standard sizes we are offering customer specific products as well. We are your partner, from the small demand for prototyping to large production runs.

Cover material Copper, blank or tin plated

Material thickness 0,15 mm or 0,30 mm as standard

Available sizes from 10 x 10 x 1 up to 100 x 160 x 20

Termination on PCB Through hole or SMD solder
Plug In with special mounting clips

AVAILABLE MOUNTING CLIPS

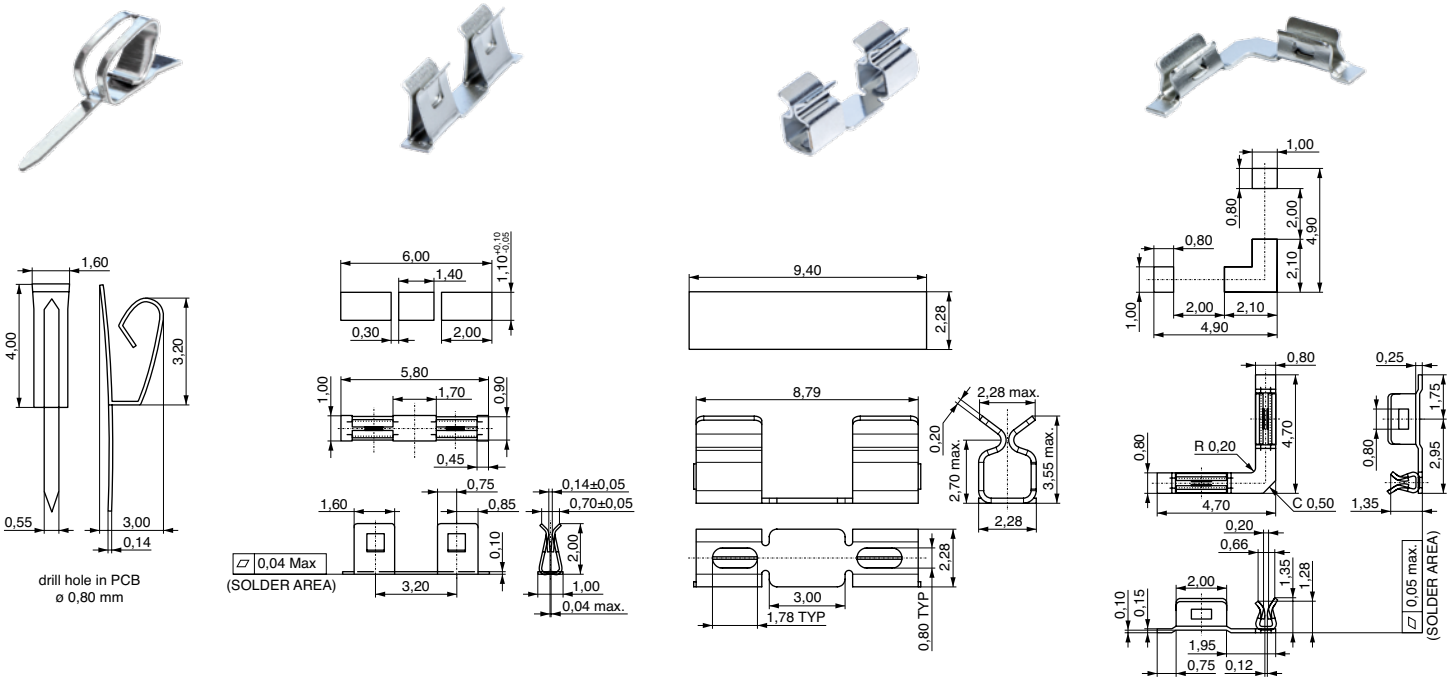

[1)] These values are an indication only. Real values are depending on the mechanical construction and housing materials. Those values need to be measured.
All parts can be supplied as self adhesive gasket.

HGN 323

TECHNICAL DATA

Operating voltage	250 V / 50 Hz
	125 V / 60 Hz
Rated current, 40°C	1A / 3A / 6A / 10A
Leakage current	< 0,5 mA / 250 VAC
Temperature range	-25°C – +85°C
Test voltage (VDE 0565)	2,0 kV / 50 Hz – 2 s

Type / Ordering-No.	Medical version	Nominal current at 40°C
HGN 323-1-X	HGN 323-1M-X	1A
-3-X	-3M-X	3A
-6-X	-6M-X	6A
-10-X	-10M-X	10A

X = F: Fast-on 6,3 x 0,8 mm

X = L: Soldering lug

CIRCUIT

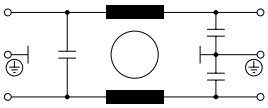

HGN 336

Operating voltage	250 V / 50 Hz
	120 V / 60 Hz
Rated current, 40°C	1A / 2A / 3A / 4A / 6A / 10A
Leakage current	< 0,5 mA / 250 VAC
Temperature range	-25°C – +85°C
Test voltage (VDE 0565)	1,8 kV / 50 Hz – 2 s

Type / Ordering-No.	Medical version	Nominal current at 40°C
HGN 336-1-X	HGN 336-1M-X	1A
-2-X	-2M-X	2A
-3-X	-3M-X	3A
-4-X	-4M-X	4A
-6-X	-6M-X	6A
-10-X	-10M-X	10A

F: Fast-on 6,3 x 0,8 mm

X: Panel thickness x = 150 : 1,5 mm

x = 160 : 1,6 mm

x = 200 : 2,0 mm

CIRCUIT

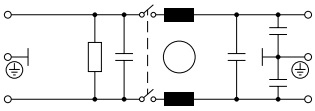

HGN 337

Operating voltage	250 V / 50 Hz
	120 V / 60 Hz
Rated current, 40°C	1A / 2A / 3A / 4A / 6A / 10A
Leakage current	< 0,5 mA / 250 VAC
Temperature range	-25°C – +85°C
Test voltage (VDE 0565)	1,8 kV / 50 Hz – 2 s

Type / Ordering-No.	Medical version	Nominal current at 40°C
HGN 337-1-FX	HGN 337-1M-FX	1A
-2-FX	-2M-FX	2A
-3-FX	-3M-FX	3A
-4-FX	-4M-FX	4A
-6-FX	-6M-FX	6A
-10-FX	-10M-FX	10A

F: Fast-on 6,3 x 0,8 mm

X: Panel thickness x = 150 : 1,5 mm

x = 160 : 1,6 mm

x = 200 : 2,0 mm

x = 300 : 3,0 mm

CIRCUIT

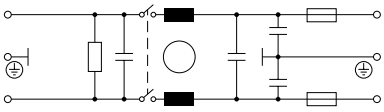

HGN 339

TECHNICAL DATA

		Type / Ordering-No.	Medical version	Nominal current at 40°C
Operating voltage	250 V / 50 Hz			
	120 V / 60 Hz	HGN 339-1-FX	HGN 339-1M-FX	1A
Rated current, 40°C	1A / 2A / 3A / 4A / 6A / 10A	-2-FX	-2M-FX	2A
Leakage current	< 0,5 mA / 250 VAC	-3-FX	-3M-FX	3A
Temperature range	-25°C – +85°C	-4-FX	-4M-FX	4A
Test voltage (VDE 0565)	1,8 kV / 50 Hz – 2 s	-6-FX	-6M-FX	6A
		-10-FX	-10M-FX	10A

F: Fast-on 6,3 x 0,8 mm

X: Panel thickness x = 150 : 1,5 mm
x = 160 : 1,6 mm
x = 200 : 2,0 mm
x = 300 : 3,0 mm

CIRCUIT

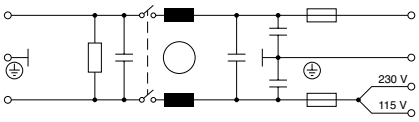

HGN 341

		Type / Ordering-No.	Medical version	Nominal current at 40°C
Operating voltage	250 V / 50 Hz			
	120 V / 60 Hz	HGN 341-1-FX	HGN 341-1M-FX	1A
Rated current, 40°C	1A / 2A / 3A / 4A / 6A / 10A	-2-FX	-2M-FX	2A
Leakage current	< 0,5 mA / 250 VAC	-3-FX	-3M-FX	3A
Temperature range	-25°C – +85°C	-4-FX	-4M-FX	4A
Test voltage (VDE 0565)	1,8 kV / 50 Hz – 2 s	-6-FX	-6M-FX	6A
		-10-FX	-10M-FX	10A

F: Fast-on 6,3 x 0,8 mm

X: Panel thickness x = 150 : 1,5 mm
x = 160 : 1,6 mm
x = 200 : 2,0 mm

CIRCUIT

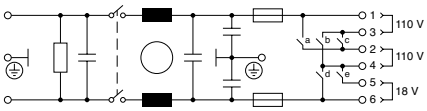

HGN 365

		Type / Ordering-No.	Medical version	Nominal current at 40°C
Operating voltage	250 V / 50 Hz			
	120 V / 60 Hz	HGN 365-1-XY	HGN 365-1M-XY	1A
Rated current, 40°C	1A / 2A / 4A / 6A / 10A	-2-XY	-2M-XY	2A
Leakage current	< 0,5 mA / 250 VAC	-4-XY	-4M-XY	4A
Temperature range	-25°C – +85°C	-6-XY	-6M-XY	6A
Test voltage (VDE 0565)	1,8 kV / 50 Hz – 2 s	-10-XY	-10M-XY	10A

X = F: Fast-on 6,3 x 0,8 mm

X = L: Soldering lug

Y = 1: 1 Fuse 5 x 20 mm

Y = 2: 2 Fuses 5 x 20 mm

CIRCUIT

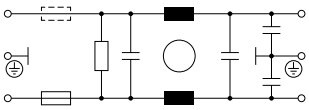

HGN 369

TECHNICAL DATA

		Type / Ordering-No.	Nominal current at 40°C
Operating voltage	250 V / 50 Hz		
	120 V / 60 Hz	HGN 369-1X	1A
Rated current, 40°C	1A / 2A / 3A / 4A / 6A / 10A	-2X	2A
Leakage current	< 0,5 mA / 250 VAC	-3X	3A
Temperature range	-25°C – +85°C	-4X	4A
Test voltage (VDE 0565)	1,8 kV / 50 Hz – 2 s	-6X	6A
		-10X	10A
		X = E: 1 Fuse 5 x 20 mm	

CIRCUIT

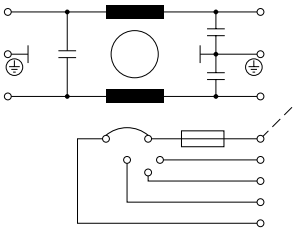

HGN 369-X-2X

		Type / Ordering-No.	Nominal current at 40°C
Operating voltage	250 V / 50 Hz		
	120 V / 60 Hz	HGN 369-1-2X	1A
Rated current, 40°C	1A / 2A / 3A / 4A / 6A / 10A	-2-2X	2A
Leakage current	< 0,5 mA / 250 VAC	-3-2X	3A
Temperature range	-25°C – +85°C	-4-2X	4A
Test voltage (VDE 0565)	1,8 kV / 50 Hz – 2 s	-6-2X	6A
		-10-2X	10A
		X = E: 2 Fuse2 5 x 20 mm	

CIRCUIT

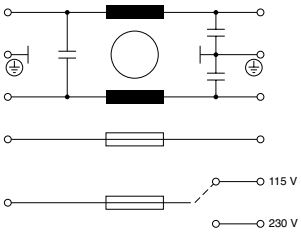

HGN 375

		Type / Ordering-No.	Medical version	Nominal current at 40°C
Operating voltage	250 V / 50 Hz			
	120 V / 60 Hz	HGN 375-1-FX	HGN 375-1M-FX	1A
Rated current, 40°C	1A / 2A / 4A / 6A / 10A	-2-FX	-2M-FX	2A
Leakage current	< 0,5 mA / 250 VAC	-4-FX	-4M-FX	4A
Temperature range	-25°C – +85°C	-6-FX	-6M-FX	6A
Test voltage (VDE 0565)	1,8 kV / 50 Hz – 2 s	-10-FX	-10M-FX	10A
		X = L: 2 Fuses 5 x 20 mm		

CIRCUIT

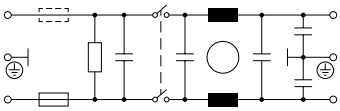

Geschirmte FFC-Kabel

- Konfektionierte FFC Kabel in abgeschirmter Ausführung

D-SUB FILTER CONNECTORS

716 Series



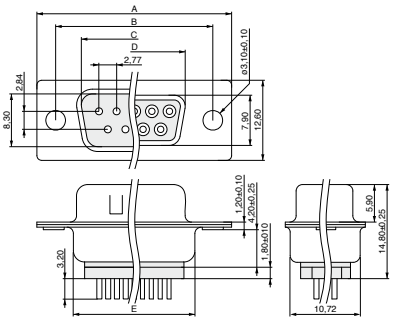

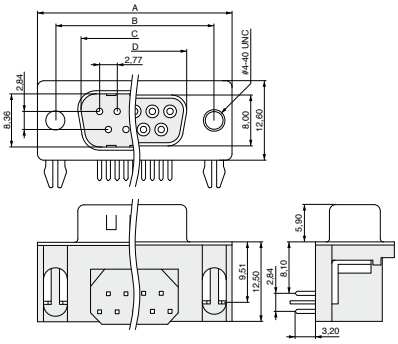

TECHNICAL DATA

Available pin counts	9, 15, 25, 37
Contact material	Brass
Insulating material	PBT, UL94V-0
Nominal current	1A
Voltage resistance	500 VRMS for 1 minute
Temperature range	-55°C – +105°C

- Designed to help developers of electronic equipment to achieve the demanding goal of electromagnetic compatibility.
- Providing a remarkable level of filtering at high frequencies by ferrite filters.

Features

- Straight and right angled versions for PCB solder termination.
- Wide range of mounting accessories.

TRANSMISSION LOSS

Frequency	Loss [dB]
1	0,5
10	1,0
50	2,5
100	3,0
500	3,5
1000	4,0

Ordering-No.

716-A-BBB C-DD0TE-RS0

A
Version

1 straight
2 angled

B
Number of contacts

009 9
015 15
025 25
037 37

C
Gender

M Male
F Female

D
Mounting

A0 straight/angled

B1 straight

D2 straight

D4 straight

F1 straight

N1 angled

E
Plating contact

F Au
S Selective Au

EMC CABLE HOODS

717 Series

TECHNICAL DATA

Material	Metalized ABS UL 94-HB
Operating temperature	-30°C – +85°C

Features

- Available in sizes 9-15-25-37.
- Suitable for any common D-sub connector.
- Re-openable.

Ordering-No.

717-1-BBBA-X09XX-BS0

B
Number of contacts

009 9
015 15
025 25
037 37

FILTERED MODULAR JACK

718 Series



TECHNICAL DATA

Available pin count	8	**Ordering-No.**
Contact material	Phospor-Bronze	**718-1-08008-F-BS0**
Contact plating	Gold	
Insulating material	Thermoplastic UL94V-0	
Temperature range	0°C – +70°C	

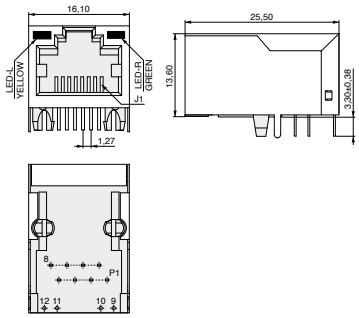

- Compatible with IEEE standards and all 10/100 Ethernet specifications.
- Ideal for LAN applications such as adapter cards and routers.

ELECTRICAL SPECIFICATIONS (25°C)

1. Turns Ratio:
   TX & Rx = 1:1 ±5%
2. Insertion loss:
   @ 1-80 MHz: -1.0dB Max
   @ 100 MHz: -1.5dB Max
3. Return Loss:
   @ 1-30 MHz: -20dB Min
   @ 60-80 MHz: -12dB Min
4. Common Mode Rejection:
   @ 1-100 MHz: -30dB Max
   @ 200 MHz: -20dB Max
5. Crosstalk:
   @ 1-100 MHz: -35dB Max
6. OCL: @ 100 KHz: 0.1 V
   8mADC: 350 uH Min
7. Hi-Pot: 1200 VAC, 1mA, 1Sec

SCHEMATIC

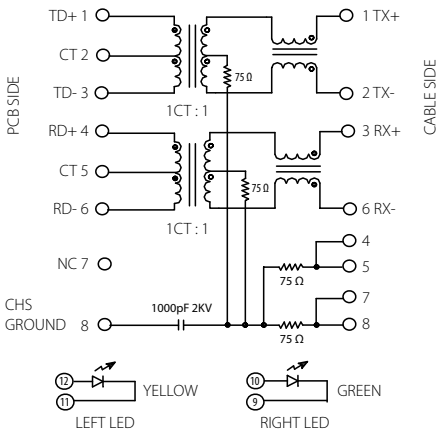

DOUBLE LAYER EMC HOUSINGS

Our EMC-Housings are made according customers specifications. We are able ot offer any quantity, from prototyping up to high volume production.

- Excellent shielding performance.
- Openings for connectors or switches.
- Screened windows and ventilation openings.
- Premounted EMC-gaskets.
- Light weight and fingerprint resistant coating.
- Wall thicknesses 3 mm.

MPE-Garry GmbH

Schäfflerstraße 13
87629 Füssen
Germany

Tel. +49 8362 9156–0
Fax +49 8362 9156–500

vk@mpe-connector.de
www.mpe-connector.de